



# J4500 Severe-Duty Package

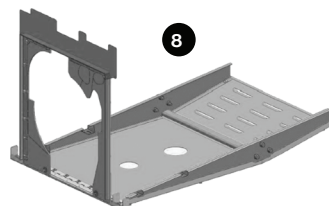
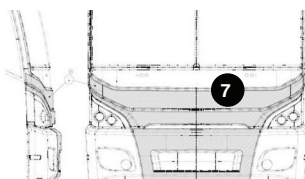
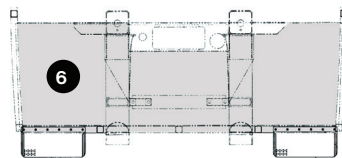
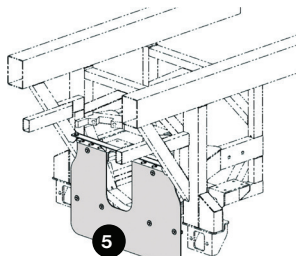

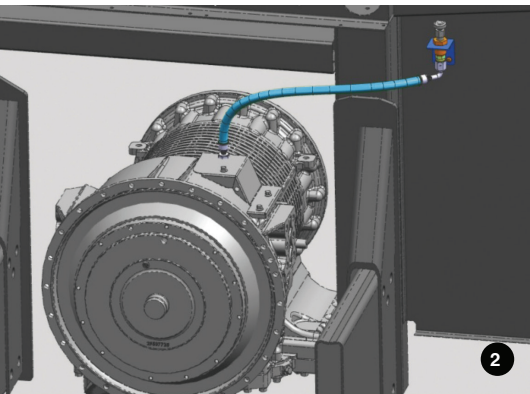

Extra protection for harsh road environments, extreme climates,  
and industrial applications.



# Features.

In addition to the MCI J4500's strong semi-monocoque structure featuring full stainless-steel for corrosion resistance, the Severe-Duty package features:

1. **Cabin fresh-air filtration system** filters fresh air and keeps dust out of the cabin air distribution system.
2. **Relocation of the transmission breather tube** to the top of the axle area protects the accumulation of dirt and debris; guards against ice and snow, increasing the reliability of electrical connections.
3. **Brake dust shields** on all axles prevents damage to brake components from large debris.
4. **Transmission speed sensor protection** added covers ensure reliable connectivity.
5. **Additional full-width mud flaps for drive axle** better protects the tag-axe steering cylinder, u-joint and transmission housing.



6. **Additional full-width mud flaps for front axle** fills in the gap between existing mud flaps to knock down rocks and dust kicked up by the front tires.
7. **3M Paint film protection** minimizes small-stone damage.
8. **Engine compartment under pans** with transmission shroud protects and shields engine compartment components from road debris.
9. **Pressurized baggage compartments** (not pictured) minimize the intrusion of outside dust as the coach is in motion.
10. **Secondary engine air intake filter** (not pictured) protects the engine from dirt and dust particles.